




Digital Patterns

Designed by
Steve Good

www.scrollsawworkshop.blogspot.com

Home of Scroll Saw Pattern Printer
and the Scroll Saw Key Chain Printer





Note to commercial print employees: I give my permission to print as many of this pattern book as your customer requires.


5 x 7 Word Frames

You can cut these from different thicknesses of wood for different effects.







(HRA) 11/11/11




HERNDS




WAVEFORM




WAGHON




W R A V E S


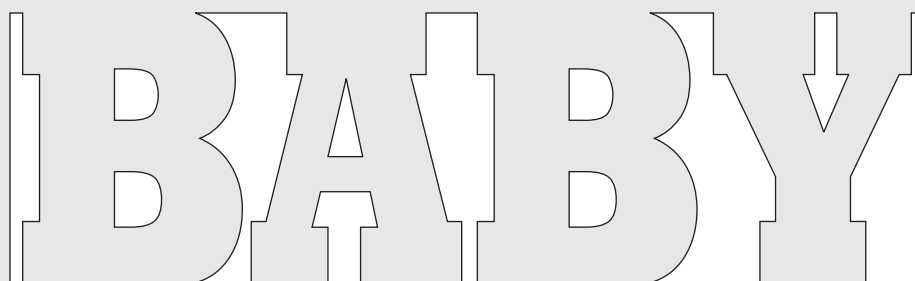



How?



(H H H H H H H H H H)









Screw holes.

Back 1/4" Thick

You can use this backer on the back of the frame if you want to cover the back of the picture.