

SCROLLSAW WORKSHOP

WWW.SCROLLSAWWORKSHOP.BLOGSPOT.COM

Digital Patterns

Designed by Steve Good



Hundreds of free Patterns
Stencil Printer
Jigsaw Puzzle Templates
DVD's
Key Chain Pattern Printer
Video Tutorials
Reviews
Community Forum and more.

If you would like
to donate click
here. No Paypal
account needed.



Note to commercial print employees: I give my permission to print as many of this pattern book as your customer requires.

steve@stevedgood.com

Copyright Steve Good 2017



General Pattern Information

You may use this pattern to make as many of the project as you like. You are free to use any technique including mass production to build the project. The pattern may be copied and given to others provided the entire book is kept intact. You may not sell the pattern or include it in another commercial package of any type.

Steve Good retains the right to the pattern. If you have any questions about the use of this pattern please contact me at steve@stevedgood.com

When printing this pattern it is important to print it full size. When you bring up the print dialog box look in the “Page Sizing & Handling” section. Make sure the “Actual Size” is selected before you hit print.

You also only need to print the page/s you need. After the print dialog opens look for the “Pages to Print” section. You can print the current page or a range of pages. This will help save ink by not printing the title/instruction pages.

Printing Instructions



Napkin Holder with slot for place holder cards
and saying cards.



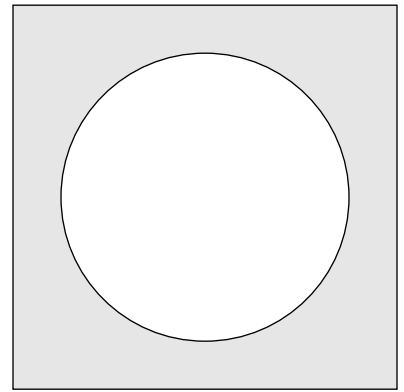

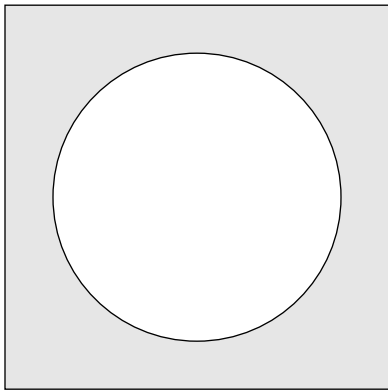
<http://www.heritagewood.com>

The image shows a promotional graphic for Heritage Wood Specialties. At the top left is a circular logo with the letters "H" and "W" inside. To its right, the word "HERITAGE" is written in a large, serif font, with "WOOD SPECIALTIES" in a smaller font below it. The background of the graphic features several overlapping, light-colored wooden boards. Overlaid on this is the text "Special Offer" in a large, white, sans-serif font, followed by "Free shipping on orders over \$100" in a smaller, white, sans-serif font. Below this, the text "Nationally recognized seller of quality hardwoods for woodworkers across the US and Canada" is written in a white, sans-serif font. At the bottom, it says "Check out the beautiful scroll saw blanks." and "www.heritagewood.com" in a white, sans-serif font.

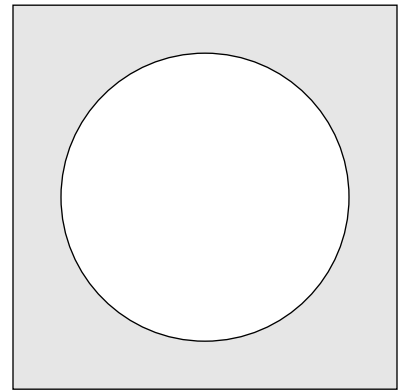

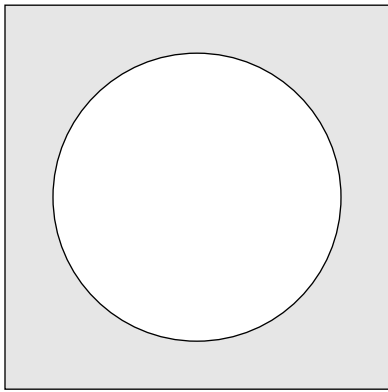
Limited time offer



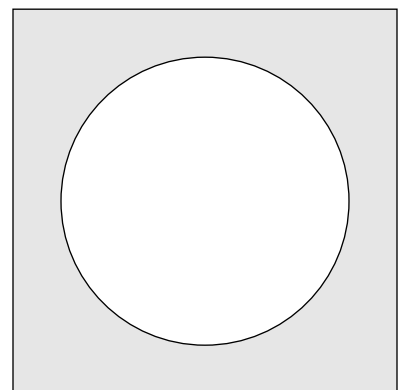
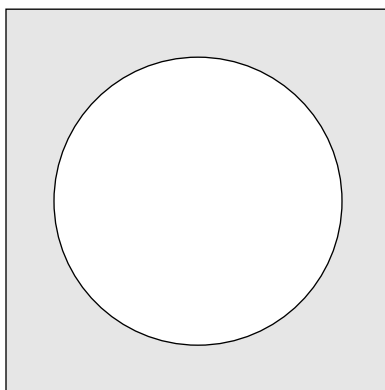
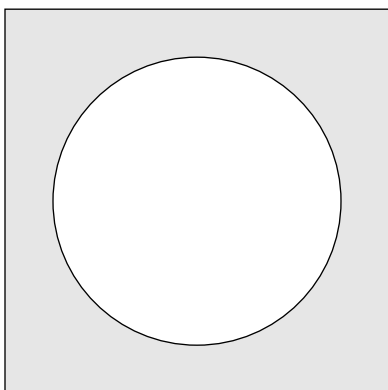
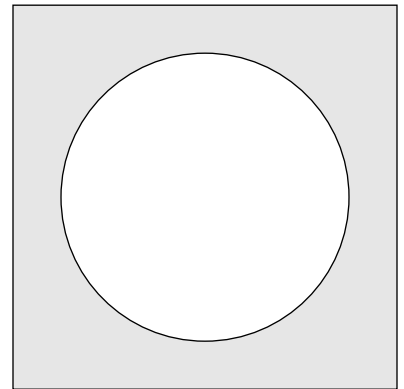
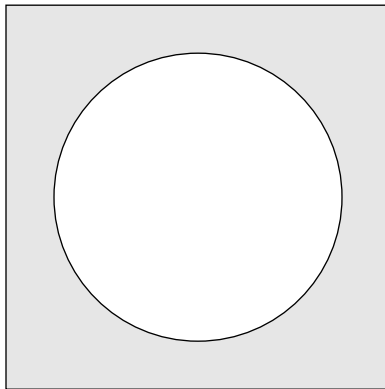
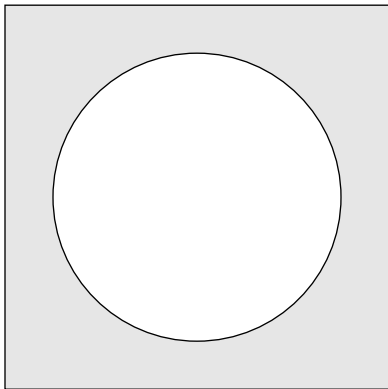
After you cut the pattern out turn the wood on it's edge and cut the slot for the card. Notice that it is at a slight angle.



1" Thick



Use a #5 blade to cut the slot for the card



Print on heavy weight paper

I am Thankful for
this Food



I am Thankful
we are Together



I am Thankful for
the Lord



I am Thankful for
my Wife



I am Thankful for
my Husband



I am Thankful for
my Children



I am Thankful for



MeryChistas



MeryChistas



MeryChistas



MeryChistas



MeryChistas



MeryChistas



MeryChistas



MeryChistas

