

SCROLLSAW WORKSHOP

WWW.SCROLLSAWWORKSHOP.BLOGSPOT.COM

Digital Patterns

Designed by Steve Good



Hundreds of free Patterns
Stencil Printer
Jigsaw Puzzle Templates
DVD's
Key Chain Pattern Printer
Video Tutorials
Reviews
Community Forum and more.



Note to commercial print employees: I give my permission to print as many of this pattern book as your customer requires.

steve@stevedgood.com

Copyright Steve Good 2015

State Coin Key Fob



I used epoxy to hold the coin in place. The hole was drilled with the coin forstner bits on the next page.




For this project I purchased the 6 PC coin forstner bit set. It includes Penny, Nickel, Dime, Quarter, Half Dollar and Dollar bits. These bits are exact fits for the coins. Here is the link on Peach Tree woodworking site. You can also find on Amazon.com.

http://www.ptreeusa.com/forstner_bit_sets.htm


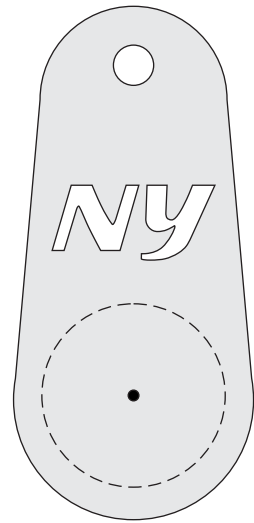
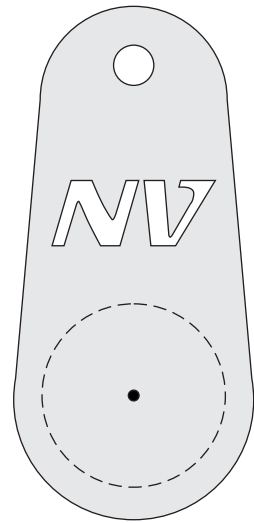
1/4" Thick



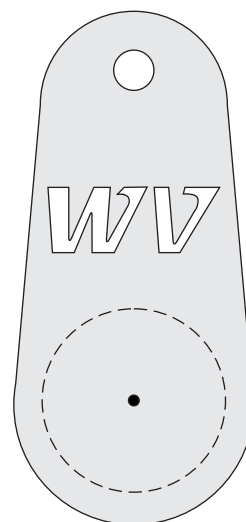

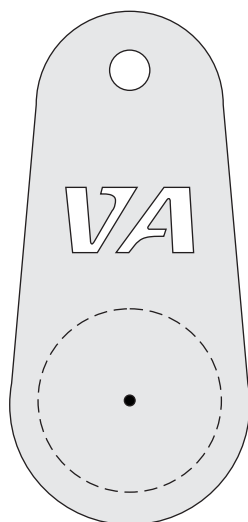
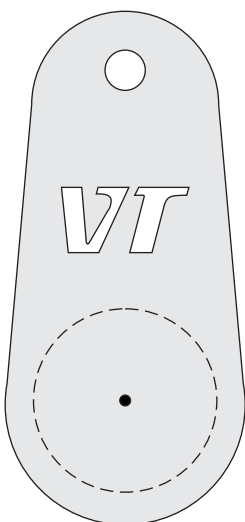
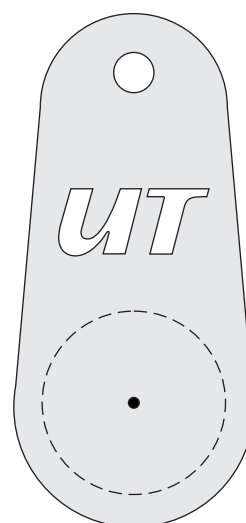

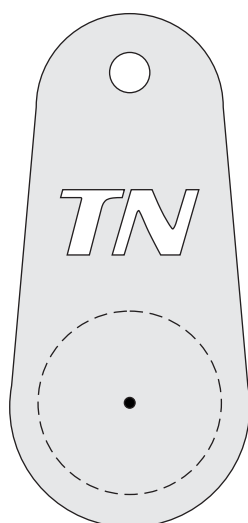
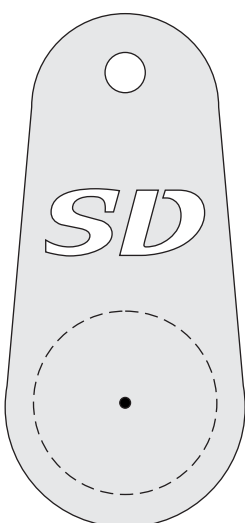

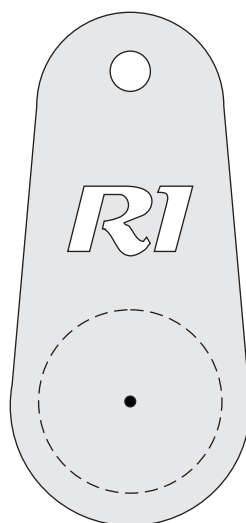
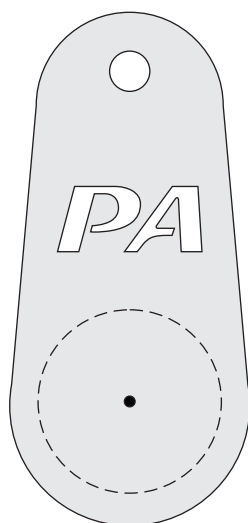
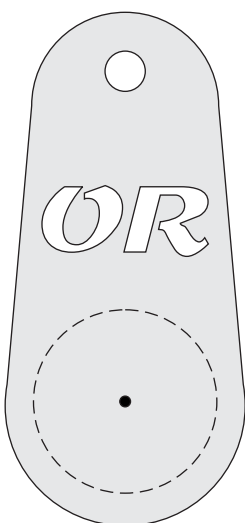
1/4" Thick



1/4" Thick



1/4" Thick



1/4" Thick

