



# Digital Patterns

Designed by  
Steve Good

[www.scrollsawworkshop.blogspot.com](http://www.scrollsawworkshop.blogspot.com)

Home of Scroll Saw Pattern Printer

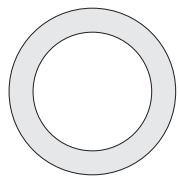


## Scroll Saw Rings

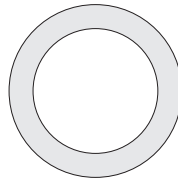


Notice the profile of the rings. Sanding the rings to this profile looks better than just leaving them flat.

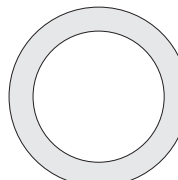
The rings need to be custom sanded to fit.



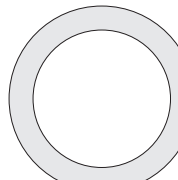
Size 5



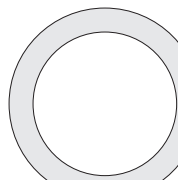
Size 6



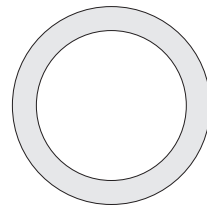
Size 7



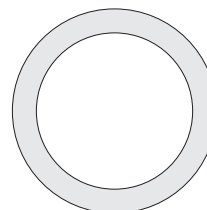
Size 8



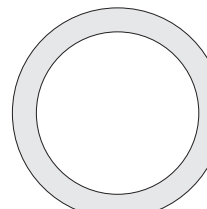
Size 9



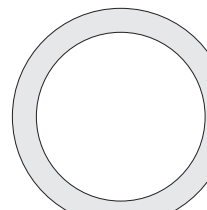
Size 10



Size 11



Size 12



Size 13