



Digital Patterns

Designed by
Steve Good

www.scrollsawworkshop.blogspot.com

Home of Scroll Saw Pattern Printer





Scrolled Shelf

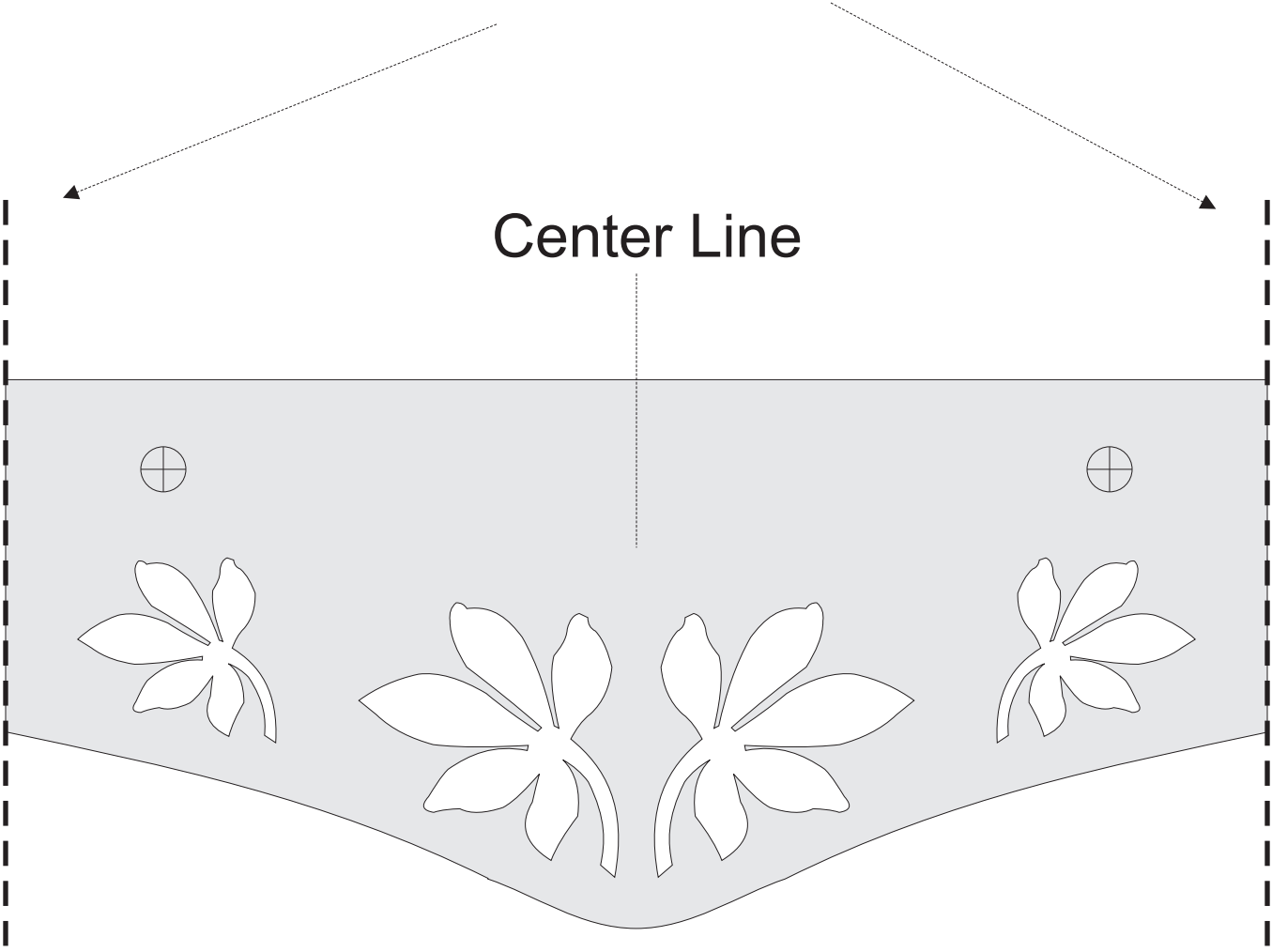


Shelf Brackets

$\frac{1}{2}$ " thick



Cut to desired length.



1/2" thick

Cut to desired length.



6" Deep

The diagram shows a light gray rectangular shelf. A horizontal dashed line with arrows at both ends is positioned above the shelf, indicating its depth. The text '6" Deep' is centered above this line. The shelf itself is bounded by a dotted line. The text 'Shelf' and '1/2" Thick' are centered within the gray area of the shelf.

Shelf

$\frac{1}{2}$ " Thick