



Digital Patterns

Designed by
Steve Good

www.scrollsawworkshop.blogspot.com

Home of Scroll Saw Pattern Printer





I like to use every scrap of wood I have in the shop. Here is an idea that will have you saving even the smallest pieces.

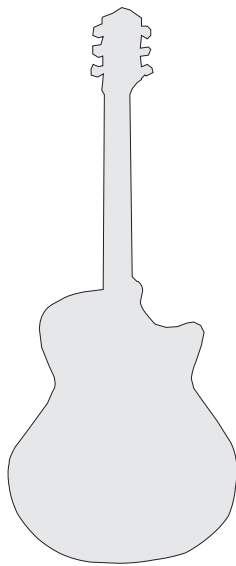

You can purchase the hardware at most craft stores.

Hardware:

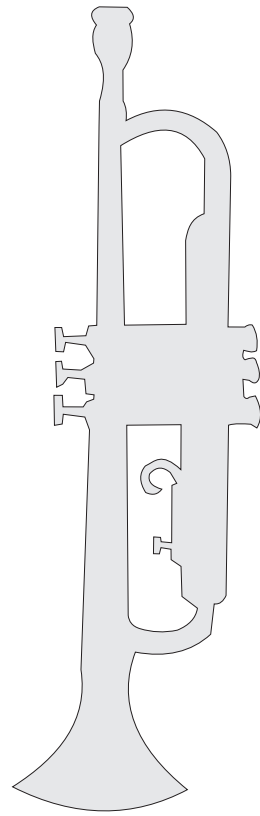

1 1/4" Split Key Ring ●

Beaded Key Chain ●

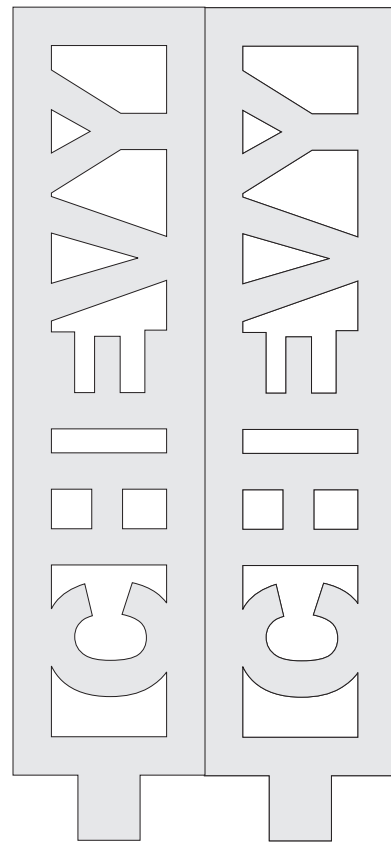
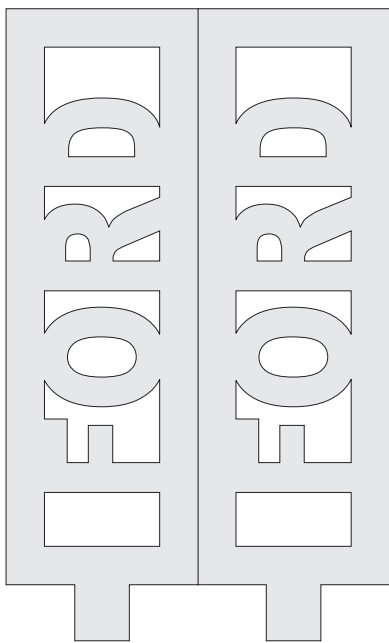
1/4" Split Ring ●




All Key Chains are cut from 1/4" wood except the 3d patterns that are cut from 1" x 1" stock



Use the techniques in the video to cut these 3d key chains.





Cut as two parts and glue together.

