



Proud SAW Member

Digital Patterns

Designed by
Steve Good


www.scrollsawworkshop.blogspot.com

Home of Scroll Saw Pattern Printer

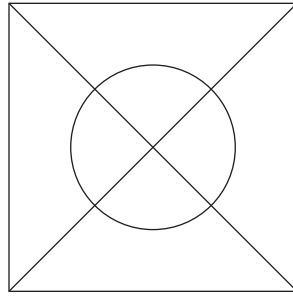


3D Goblet



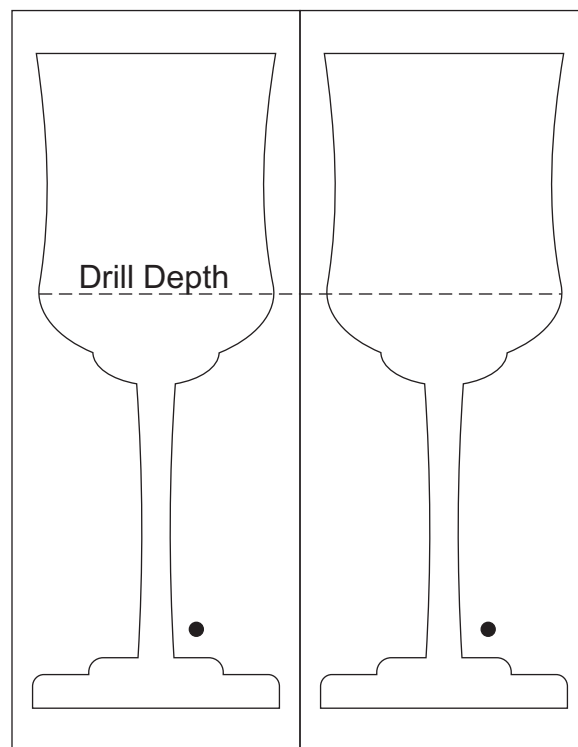


Top View



3/4" Hole drilled to depth.

Before you apply the pattern to the blank use a 3/4" forstner bit to drill from the top down to the dotted line. Make sure to center the bit exactly.



Fold line.