



Digital Patterns

Designed by
Steve Good

www.scrollsawworkshop.blogspot.com


Home of Scroll Saw Pattern Printer



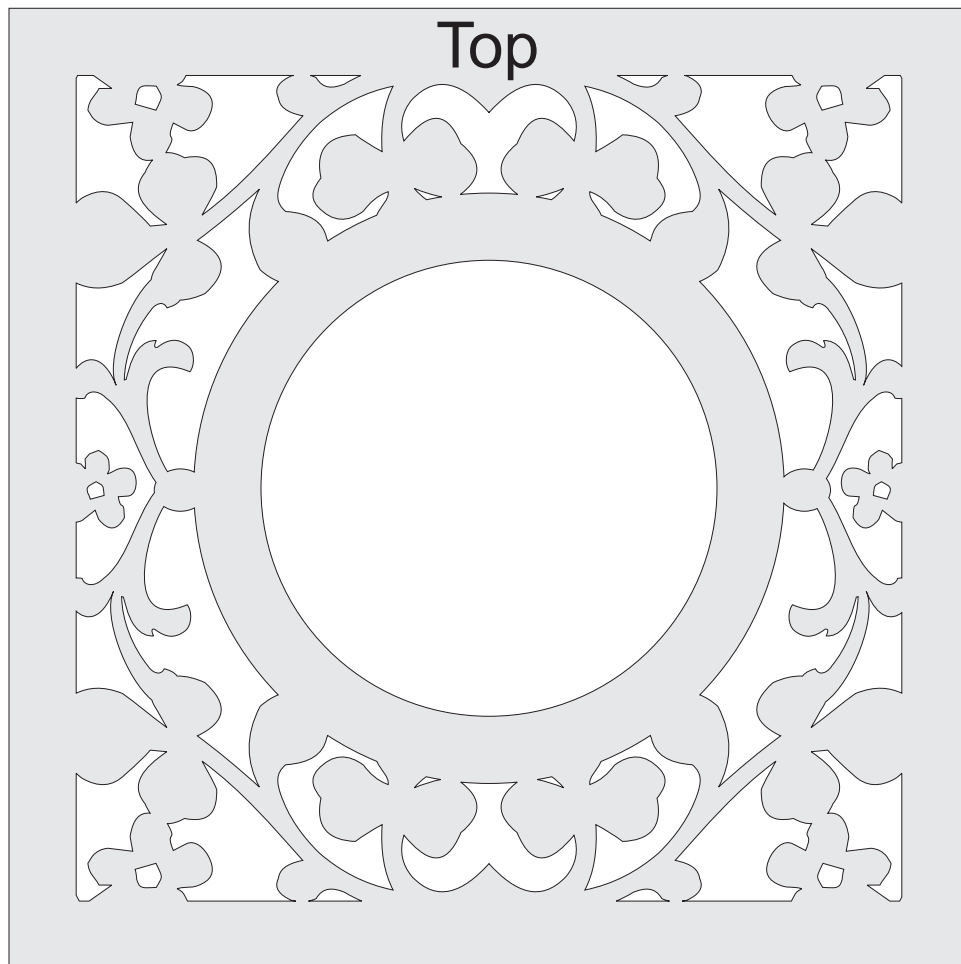
Floral Clock



Handle
 $\frac{1}{2}$ " Thick



Front
 $\frac{3}{8}$ " Thick
5" x 5"





This project requires a $2 \frac{3}{4}$ " clock insert.
I purchased mine at www.woodcraft.com.
Item number # 142320. The hole for the
insert is $2 \frac{3}{8}$ ".

Sides

3/8" Thick

2 1/2" x 5"



Back

3/8" Thick

5" X 5"

Top

Route a cove in all four edges.

6" x 4 1/4"

1/2" Thick

Bottom

Route a cove in all four edges.

6" x 4 1/4"

1/2" Thick

Route a cove in all four edges.

Base

7" x 5 1/4"

3/4" Thick