



Proud SAW Member

# Digital Patterns

Designed by  
Steve Good

[www.scrollsawworkshop.blogspot.com](http://www.scrollsawworkshop.blogspot.com)

Home of Scroll Saw Pattern Printer





## Dragon Vase





Each side need to be cut at a 45 degree angle. If you have a table sander the edges can be sanded to 45 degrees. This need to be done with some accuracy to ensure proper fit.

1/4" Thick



1/4" Thick



Base

