

SCROLLSAW WORKSHOP

WWW.SCROLLSAWWORKSHOP.BLOGSPOT.COM

Digital Patterns

Designed by Steve Good



Hundreds of free Patterns
Stencil Printer
Jigsaw Puzzle Templates
DVD's
Key Chain Pattern Printer
Video Tutorials
Reviews
Community Forum and more.



Note to commercial print employees: I give my permission to print as many of this pattern book as your customer requires.

steve@stevgood.com


Copyright Steve Good 2015


Circle Tea Light Patterns.




I highly recommend electric tea lights. They are safe and still look nice. The ones I use are 1.5" in diameter.

Use a 1.5" diameter forstner bit to drill part way through the top.






3/4" Thick




3/4" Thick




1/4" Thick



1/4" Thick



3/4" Thick





1/4" Thick



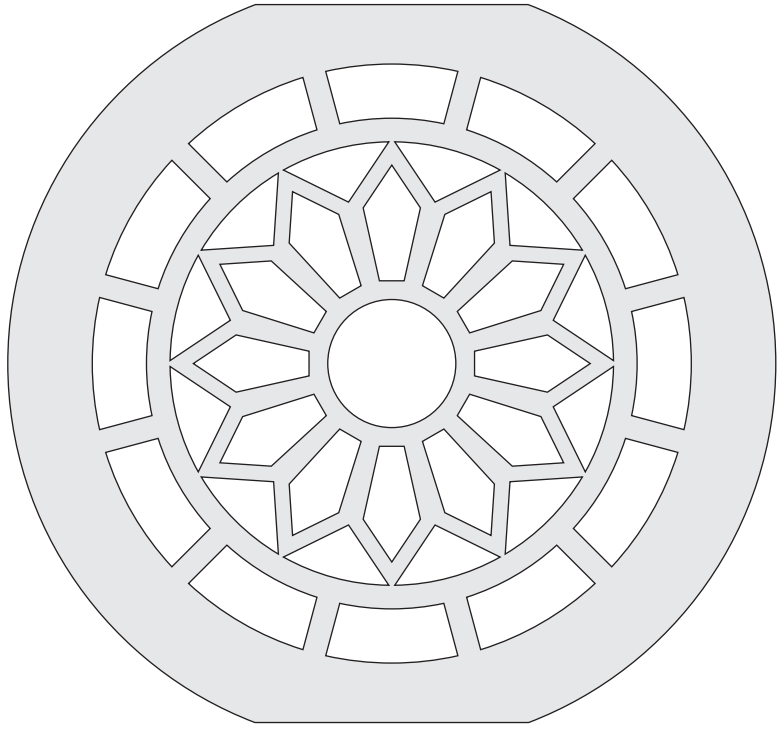

1/4" Thick




3/4" Thick



3/4" Thick



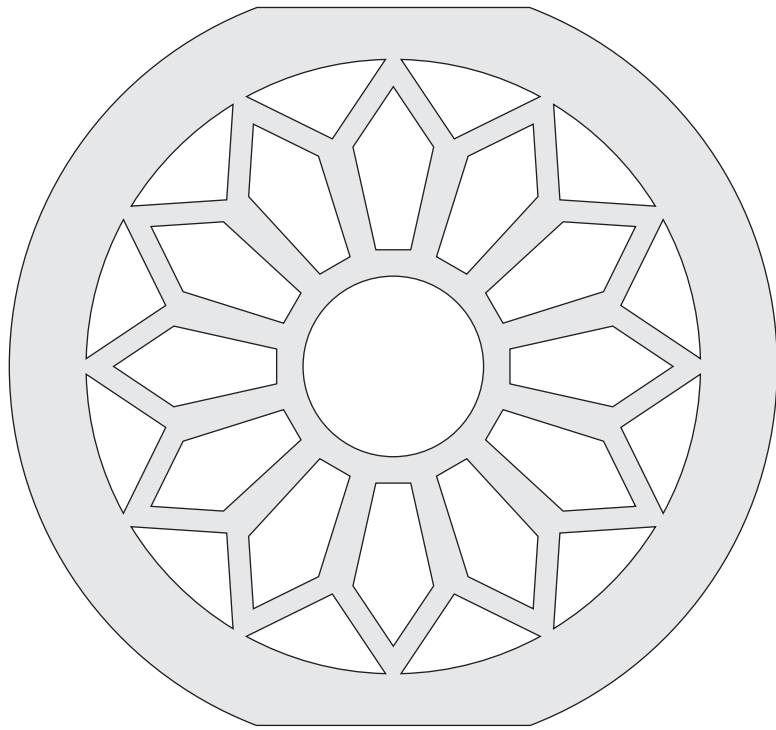
3/4\" Thick




1/4" Thick



1/4" Thick



3/4" Thick





1/4" Thick



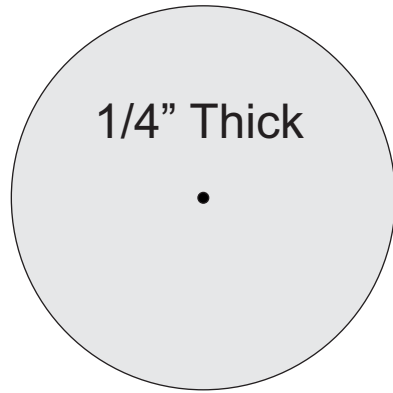

1/4" Thick



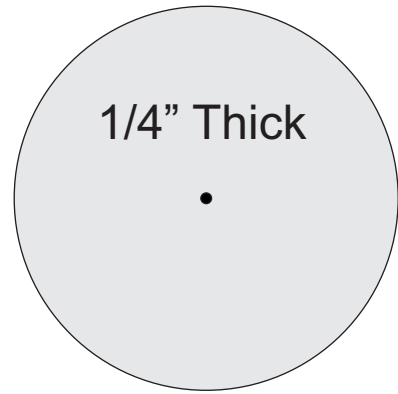

3/4" Thick




3/4" Thick




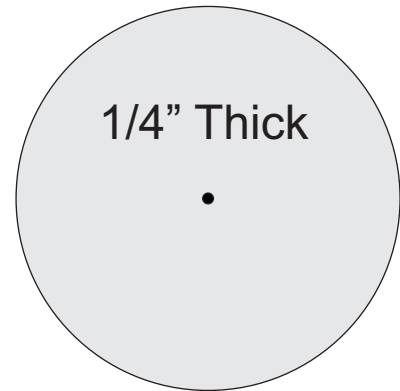

3/4" Thick




3/4" Thick




3/4" Thick


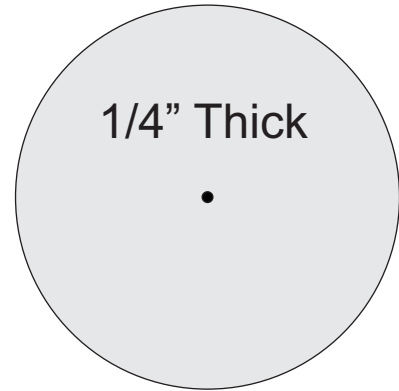



3/4" Thick







3/4" Thick



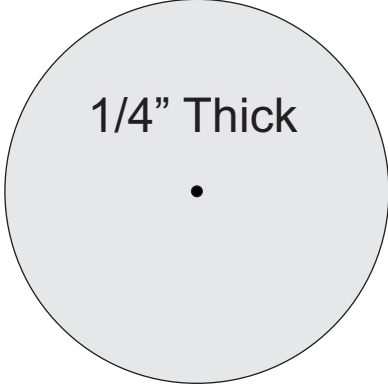
3/4" Thick




3/4" Thick






1/4" Thick






1/4" Thick





3/4" Thick



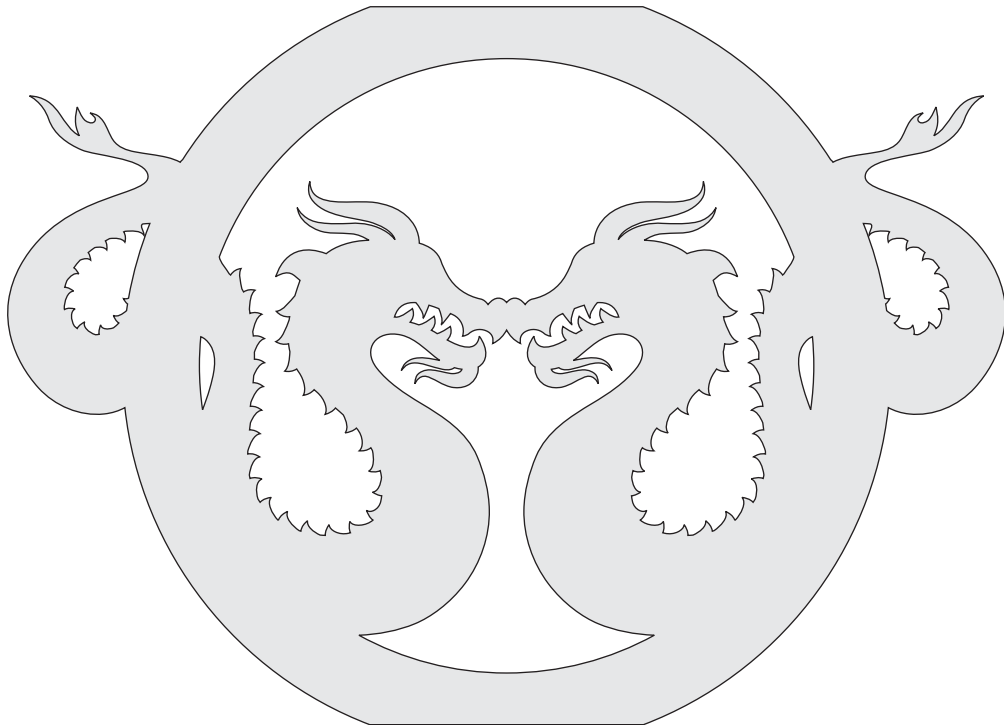

3/4" Thick



3/4" Thick



3/4" Thick



3/4" Thick