

# SCROLLSAW WORKSHOP


WWW.SCROLLSAWWORKSHOP.BLOGSPOT.COM

## Digital Patterns

Designed by Steve Good



Hundreds of free Patterns  
Stencil Printer  
Jigsaw Puzzle Templates  
DVD's  
Key Chain Pattern Printer  
Video Tutorials  
Reviews  
Community Forum and more.




Note to commercial print employees: I give my permission to print as many of this pattern book as your customer requires.

steve@stevedgood.com

Copyright Steve Good 2015

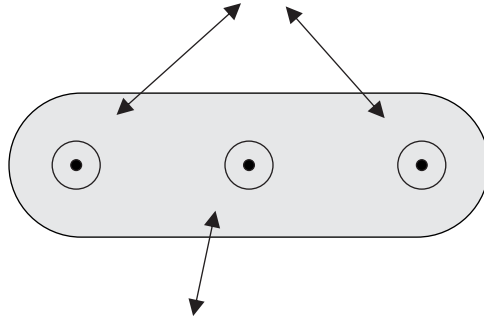


This little device will automatically draw a line down the center of a board edge. The line can then be used for re-sawing on the bandsaw.

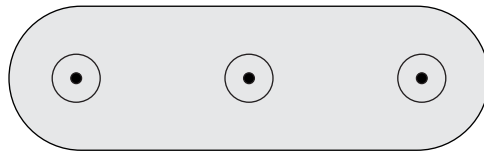
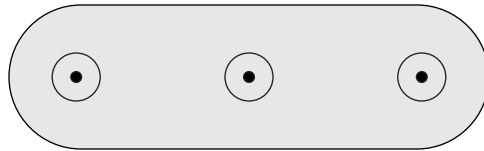


Video Demo at this link.  
[https://youtu.be/\\_fmi3GcYjsg](https://youtu.be/_fmi3GcYjsg)

Drill  $\frac{15}{16}$ " Hole for  $\frac{1}{4}$ " Dowels.



Drill  $\frac{19}{64}$ " Hole for Pencil  
or best fit for your pencil.



Cut the dowels to a length of 1.5 inches.

