



Digital Patterns

Designed by
Steve Good

www.scrollsawworkshop.blogspot.com

Home of Scroll Saw Pattern Printer



Cat Clock



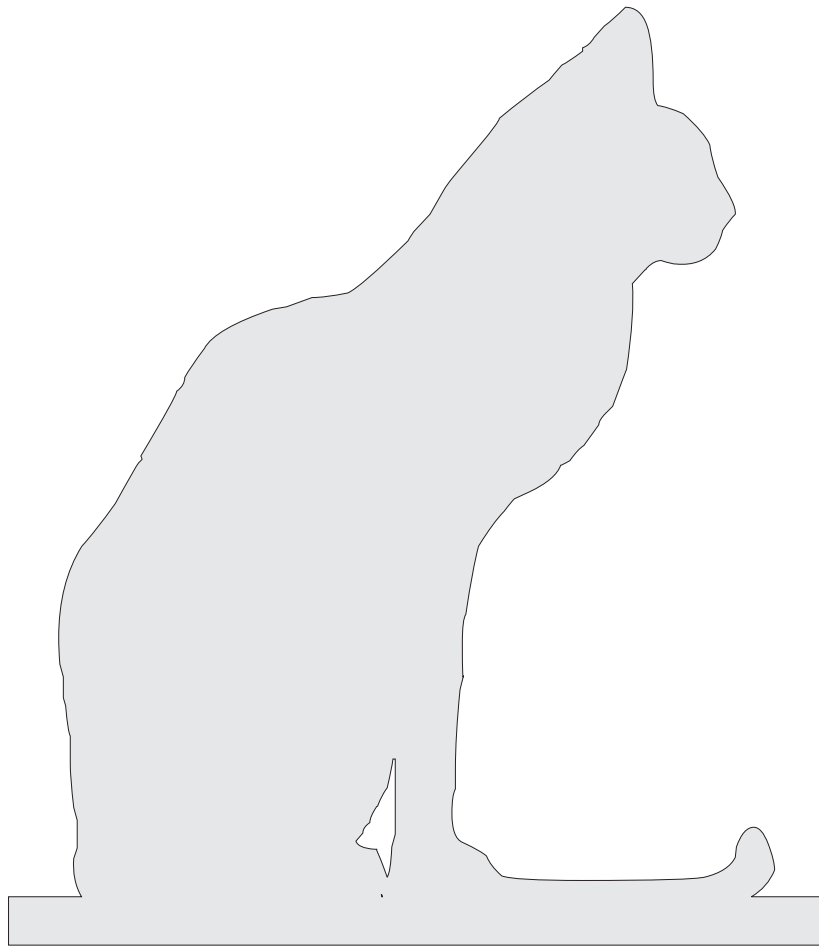


3/4" thick





$\frac{1}{2}$ " Thick

Cut out for a $3\frac{1}{2}$ "
clock insert. Use a
hole cutter on a drill
press for most
accurate cut. Can
be cut on the scroll
saw also.



3/4" Thick





3/4" Thick

Make a base for the clock that is 21" long and 2 ½" deep. I used ¾" stock for the base.



Base