

# SCROLLSAW WORKSHOP

WWW.SCROLLSAWWORKSHOP.BLOGSPOT.COM



## Digital Patterns

Designed by Steve Good

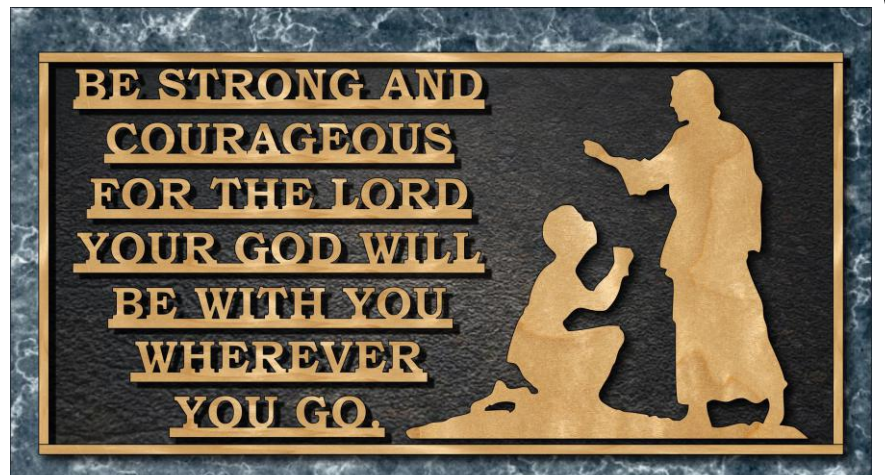


Hundreds of free Patterns  
Stencil Printer  
Jigsaw Puzzle Templates  
DVD's  
Key Chain Pattern Printer  
Video Tutorials  
Reviews  
Community Forum and more.

Click to Donate.



Scan to Donate



Note to commercial print employees: I give my permission to print as many of this pattern book as your customer requires.

steve@stevedgood.com

Copyright Steve Good 2020



## General Pattern Information

You may use this pattern to make as many of the project as you like. You are free to use any technique including mass production to build the project. The pattern may be copied and given to others provided the entire book is kept intact. You may not sell the pattern or include it in another commercial package of any type.

Steve Good retains the right to the pattern. If you have any questions about the use of this pattern please contact me at [steve@stevedgood.com](mailto:steve@stevedgood.com)

When printing this pattern it is important to print it full size. When you bring up the print dialog box look in the “Page Sizing & Handling” section. Make sure the “Actual Size” is selected before you hit print.

You also only need to print the page/s you need. After the print dialog opens look for the “Pages to Print” section. You can print the current page or a range of pages. This will help save ink by not printing the title/instruction pages.

## Printing Instructions





Be strong and courageous for the Lord your God  
will be with you wherever you go.

**BE STRONG AND**  
**COURAGEOUS**  
**FOR THE LORD**  
**YOUR GOD WILL**  
**BE WITH YOU**  
**WHEREVER**  
**YOU GO.**



1/4" Thick

BE STRONG AND

COURAGEOUS

FOR THE LORD

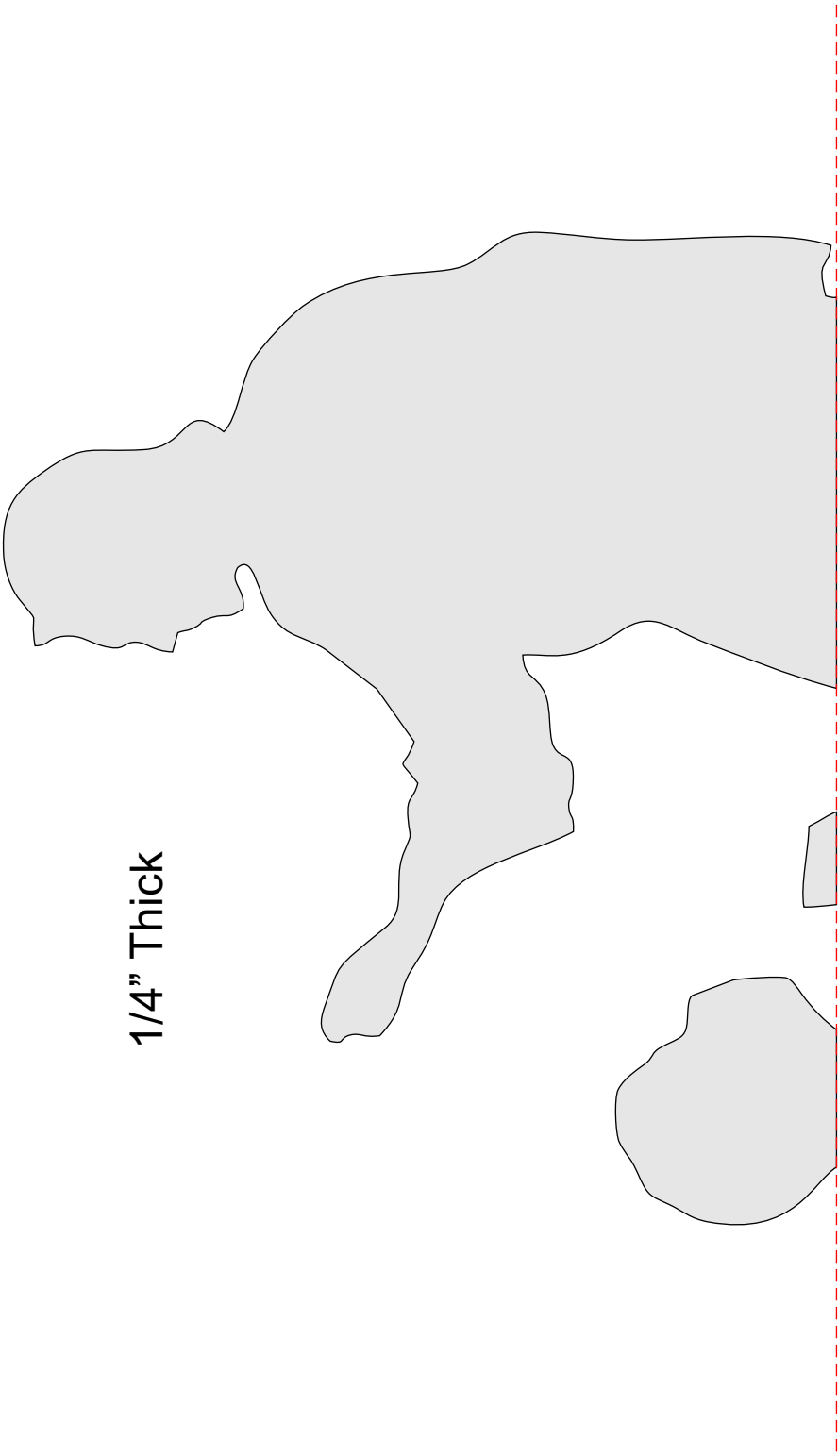
YOUR GOOD WILL

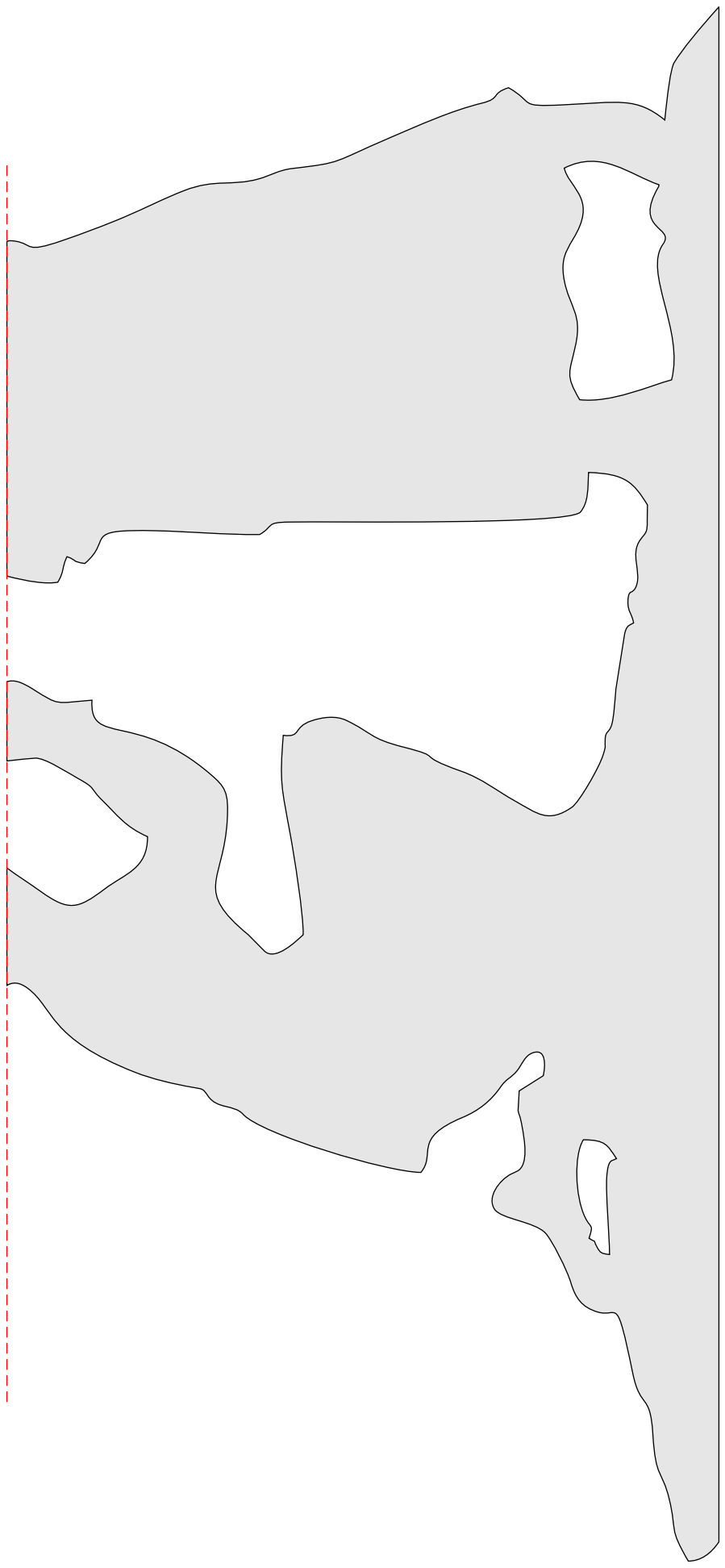
1/4" Thick

BE WITH YOU

WHEREVER

YOU GO





NOT FULL SIZE

Cut a backer board 20" X 10" X 3/4"

Cut trim 20" X .25". Cut Two  
Cut Trim 9.5 X .25. Cut Two

NOT FULL SIZE