



Digital Patterns

Designed by
Steve Good

www.scrollsawworkshop.blogspot.com

Home of Scroll Saw Pattern Printer
and the Scroll Saw Key Chain Printer



Note to commercial print employees: I give my permission to print as many of this pattern book as your customer requires.


steve@stevedgood.com

Copyright Steve Good 2009


Basket with pivoting handle.



Top and bottom basket weave.





3/4" to 1" thick



Center basket weave.

3/4" to 1" thick





Bottom ½" Thick



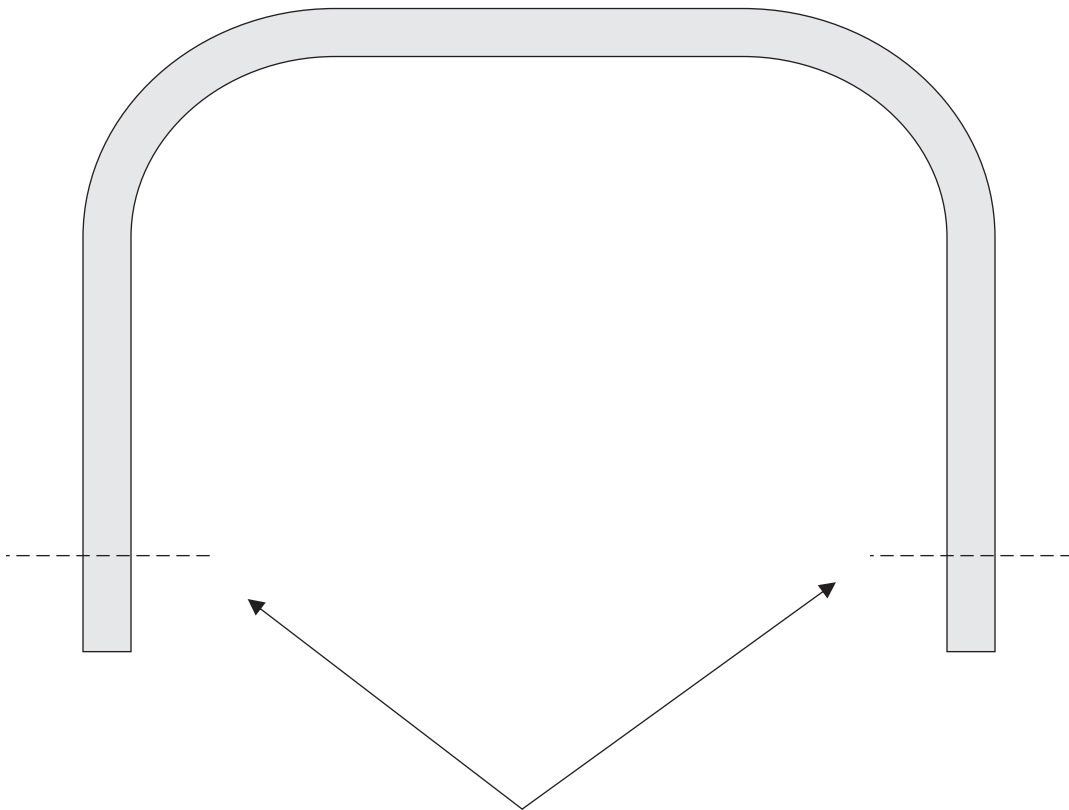
Drill pivot hole to depth indicated.

Top rim ½" Thick

Cut dowels to length and
glue into pivot holes.



Handle
3/4" Thick



Drill 1/4" hole for pivot dowel.
Do not get glue in the handle pivot holes.

Round bottom of handle. See picture.