



Digital Patterns

Designed by
Steve Good

www.scrollsawworkshop.blogspot.com

Home of Scroll Saw Pattern Printer
and the Scroll Saw Key Chain Printer



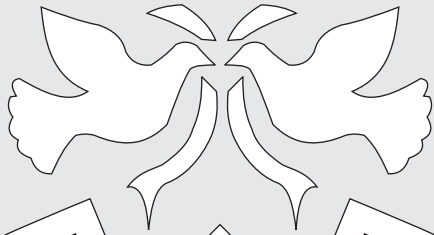
Anniversary Plate



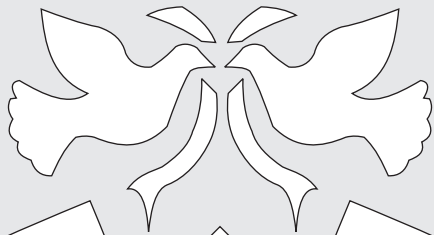
The plate can be cut as is or add a backer board for contrast. If you use a backer board stack the two plates then separate for the interior cuts. If you cut without a backer board use 1/2" thick wood. Use 1/4" for if you add a backer board.



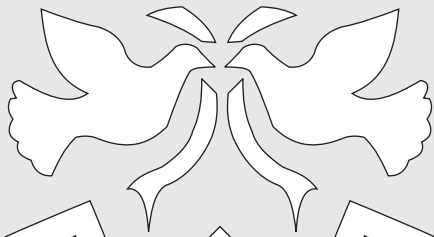
5TH
ANNIVERSARY



10TH
ANNIVERSARY

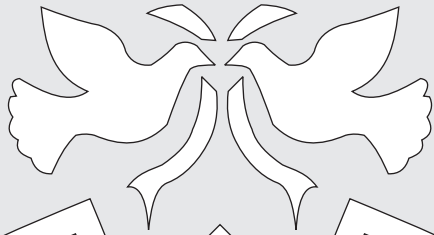


15TH
ANNIVERSARY



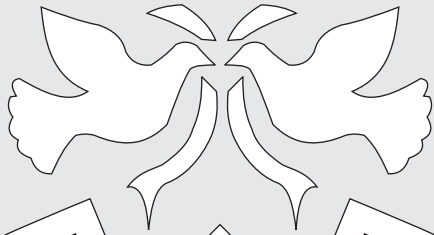


20TH
ANNIVERSARY

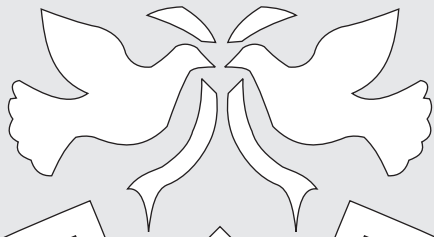




25TH
ANNIVERSARY

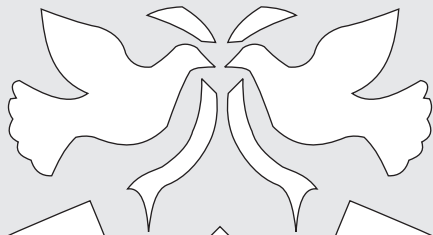


30TH
ANNIVERSARY

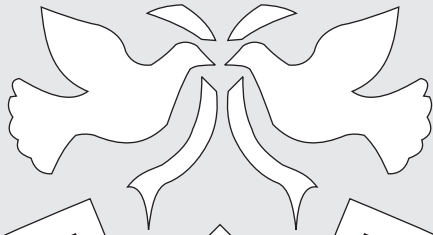




35TH
ANNIVERSARY

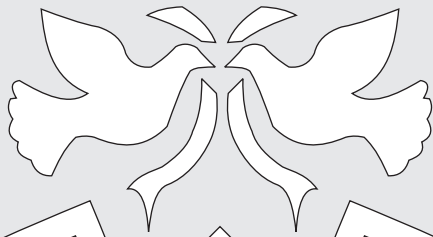


40TH
ANNIVERSARY



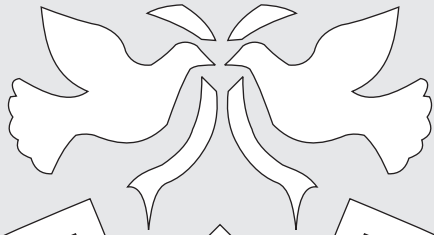


45TH
ANNIVERSARY

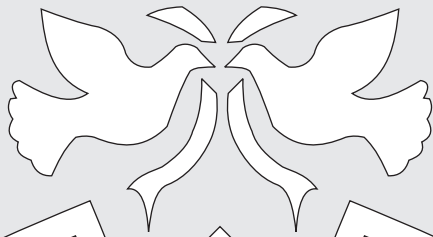




50TH
ANNIVERSARY



ANNIVERSARY



1

2

3

4

5

6

7

8

9

0

ST

ND

RD

TH