


Digital Patterns



Designed by Steve Good


www.scrollsawworkshop.blogspot.com


Home of Scroll Saw Pattern Printer
and the Scroll Saw Key Chain Printer



Note to commercial print employees: I give my permission to print as many of this pattern book as your customer requires.

3D Love You





Wrap the pattern around two sides of the blank.



To cut this pattern it's best to have a clamp to hold the blank while you cut. Drill your interior holes. Cut the first side.



Remove the blank and flip it to cut side two.

You need a blank that is 1.5" X 1.5" X 4"

